
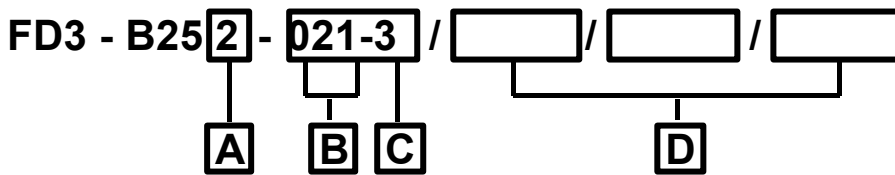


FD3-B251-B252

Cylinder Bed Bottom Covering Stitcher
Cylinder Bed Top And Bottom Covering
Stitcher



Specifications



A	Model
1	Bottom covering stitcher
2	Top and bottom covering stitcher












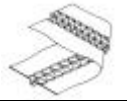



















C	No. of needles / Needle gauge
1	2 needles 3.2 mm
2	2 needles 4.0 mm
3	2 needles 4.8 mm
4	2 needles 5.6 mm
5	2 needles 6.4 mm
6	3 needles 4.8 mm
7	3 needles 5.6 mm
8	3 needles 6.4 mm

B	Specifications
011	Plain stitching
021	Tape attaching
033	Covering (4 row differential feed dog)
035	Covering (3 row adjustable differential feed dog)
051	Hem stitching (The guide on the front cover)
053	Hem stitching (The guide on the needle plate)
061	Elastic hemming (With puller)
071	Elastic lace attaching (With top metering and right knife)
075	Elastic lace attaching (With pulse motor drive top metering and right knife)
0X1	Hem stitching (With left knife)

D	Device
	No accessories
TC1	Air-type tape cutter
TC3	Solenoid-type tape cutter
ATC1	Automatic tape cutter (Stitch number type)
TFV	Automatic tape feeder (Vertical)
TFH	Automatic tape feeder (Horizontal)
PM1	Pulse motor drive top metering device







* Built in -075 specification, PM1 can not be attached to the machine after purchase.

Specifications

Sub-class	Application	2-Needle				3-Needle			
		Gauge No.	Stitch pattern		Gauge No.	Stitch pattern			
			B251	B252		B251	B252		
-011	Plain stitching	-1 -2 -3 -4 -5			-6 -7 -8				
-021	Tape attaching	-1 -2 -3 -4 -5			-6 -7 -8				
-033	Covering (4 row differential feed dog)	-3 -4 -5			-6 -7 -8				
-035*	Covering (3 row adjustable differential feed dog)	-	-	-	-7 -8	-			
-051 -053	Hem stitching -051: Guide front cover attaching type -053: Guide needle plate attaching type	-2 -3			-7 -8				
-061	Elastic hemming w / puller	-1 -2 -3			-	-	-		
-071	Elastic lace attaching w / top metering right knife	-1 -2 -3 -4 -5			-7 -8				
-075	Elastic lace attaching w/top metering with pulse motor right knife	-1 -2 -3 -4 -5			-7 -8				
-0X1	Hem stitching w/left knife	-2 -3			-7 -8				

* With -035 specification, the center dog of the differential feed dog can be adjusted up and down.

* The raised type table is a standard for -035 specification.

Needle size 	Stitch length (mm) 	Needle bar stroke (mm) 	Differential feed ratio (mm) 	Height of presser foot (mm) 		Max. speed (rpm) 
				B25 1	B25 2	
UYX128 #70 (#65 - #90)	1.0 - 4.2	31.0	0.6 - 1.4	7.0	5.0	6,000
UYX128 #70 (#65 - #90)	1.0 - 4.2	31.0	0.6 - 1.4	7.0	5.0	6,000
UYX128 #70 (#65 - #90)	1.0 - 4.2	31.0	0.6 - 1.4	7.0	5.0	6,000
UYX128 #70 (#65 - #90)	1.0 - 4.2	31.0	0.6 - 1.4	-	5.0	6,000
UYX128 #70 (#65 - #90)	1.0 - 4.2	31.0	0.6 - 1.4	7.0	5.0	6,000
UYX128 #70 (#65 - #90)	1.0 - 4.2	33.4	0.6 - 1.4	7.0	6.0	4,500
UYX128 #70 (#65 - #90)	1.0 - 4.2	31.0	0.6 - 1.4	7.0	5.0	5,000
UYX128 #70 (#65 - #90)	1.0 - 4.2	31.0	0.6 - 1.4	7.0	5.0	5,000
UYX128 #70 (#65 - #90)	1.0 - 4.2	31.0	0.6 - 1.4	7.0	5.0	5,000

Gauge No.

Gauge No.	No. of needles	No. of threads	Gauge (mm)
-1	2	3 or 4	3.2
-2	2	3 or 4	4.0
-3	2	3 or 4	4.8
-4	2	3 or 4	5.6
-5	2	3 or 4	6.4
-6	3	4 or 5	4.8
-7	3	4 or 5	5.6
-8	3	4 or 5	6.4

Optional device

TC1 Air-type tape cutter

Parts		Tape cutter device set air	
Voltage		Tape attaching <021>	Elastic lace attaching <071, 075>
For Japan		S28466-001	S28467-001
For export		S28466-002	S28467-002

TC3 Solenoid-type tape cutter

Parts		Tape cutter device set solenoid	
Voltage		Tape attaching <021>	Elastic lace attaching <071, 075>
For Japan		S28462-001	S28463-001
For Japan		S28462-003	S28463-003
For export 110 V		S28462-002	S28463-002
For export 220 V		S28462-004	S28463-004
For export 230 V		S28462-006	S28463-006
For export 240 V		S28462-007	S28463-007
For export 380 V		S28462-008	S28463-008
For export 415 V		S28462-009	S28463-009

ATC1 Automatic tape cutter

Parts		ATC device set solenoid	
Voltage		Tape attaching <021>	Elastic lace attaching <071, 075>
For Japan		S28464-001	S28465-001
For Japan		S28464-003	S28465-003
For export 110 V		S28464-002	S28465-002
For export 220 V		S28464-004	S28465-004
For export 230 V		S28464-006	S28465-006
For export 240 V		S28464-007	S28465-007
For export 380 V		S28464-008	S28465-008
For export 415 V		S28464-009	S28465-009

* When ATC1, TC1, or TC3 is used, a special needle plate is necessary. Refer to page 23 "Needle plates for ATC1, TC1, and TC3".

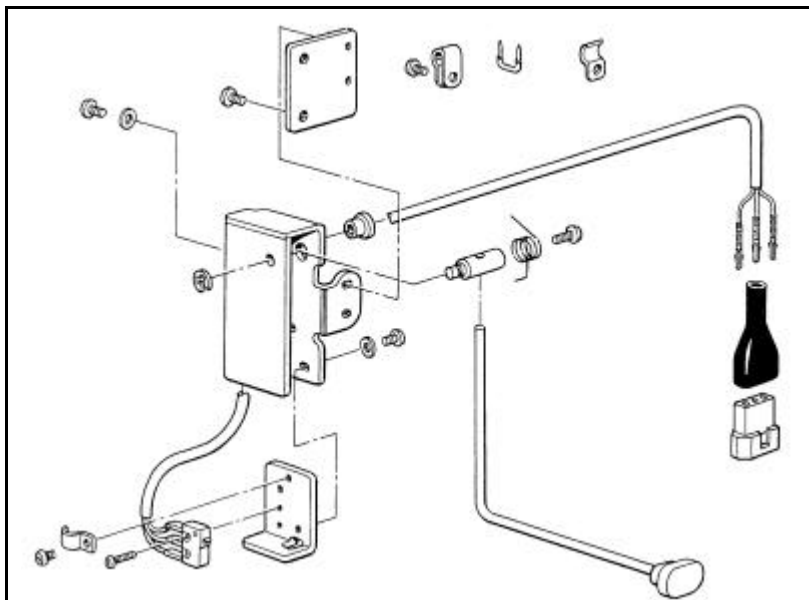
TFH Automatic tape feeder <Horizontal>

Voltage	Parts	<021> Horizontal tape feed set
For Japan		S11259-200
For Japan		S11259-201
For export 110 V		S11259-202
For export 220 V		S11259-203
For export 230 V		S11259-204
For export 240 V		S11259-205
For export 380 V		S11259-206
For export 415 V		S11259-207

TFV Automatic tape feeder <Vertical>

Voltage	Parts	<071, 075> Vertical tape feed set
For Japan		S11258-200
For Japan		S11258-201
For export 110 V		S11258-202
For export 220 V		S11258-203
For export 230 V		S11258-204
For export 240 V		S11258-205
For export 380 V		S11258-206
For export 415 V		S11258-207

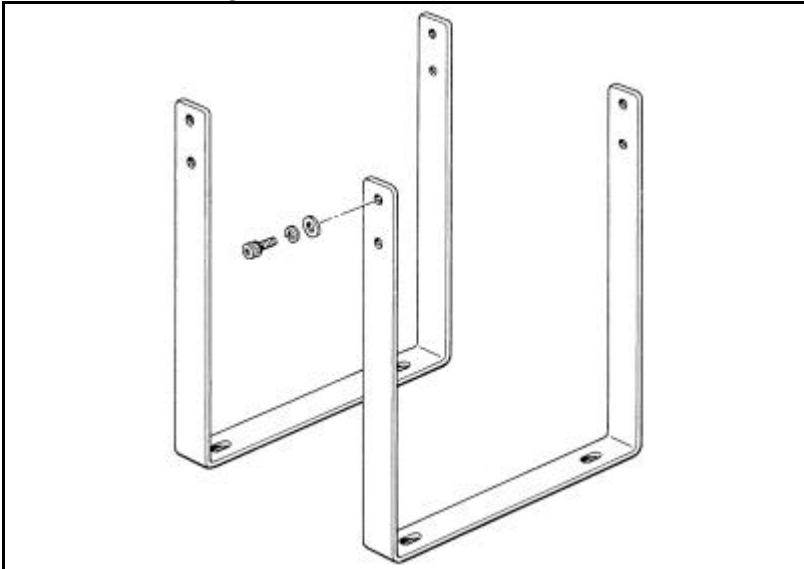
Push button switch set



Part name	Part code	Q'ty
Push button switch set	S18962-001	1

* When PM1 device is used, this set can be attached and used instead of the knee switch.

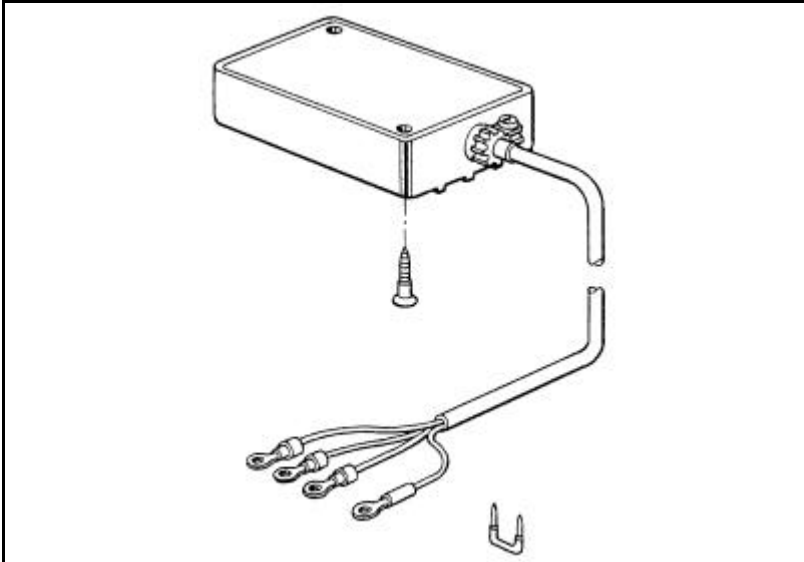
Joint box assy



Part name	Part code	Q'ty
Joint box assy	S18854-001	1

* Use this for wiring when using many devices together.

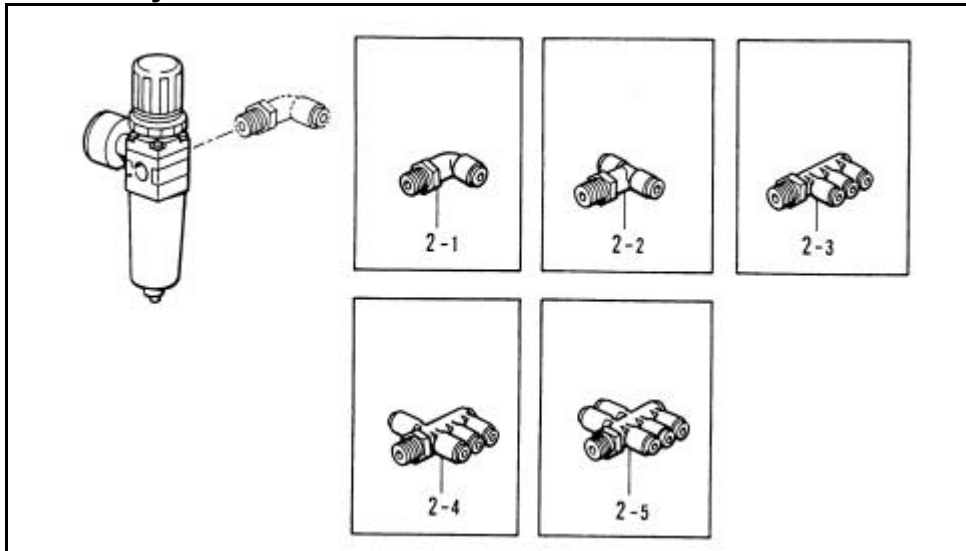
Box set plate (B) assy



Part name	Part code	Q'ty
Box set plate (B) assy	S18852-001	1

* Use this when hanging the boxes of ATC1 and PM1 under the table.

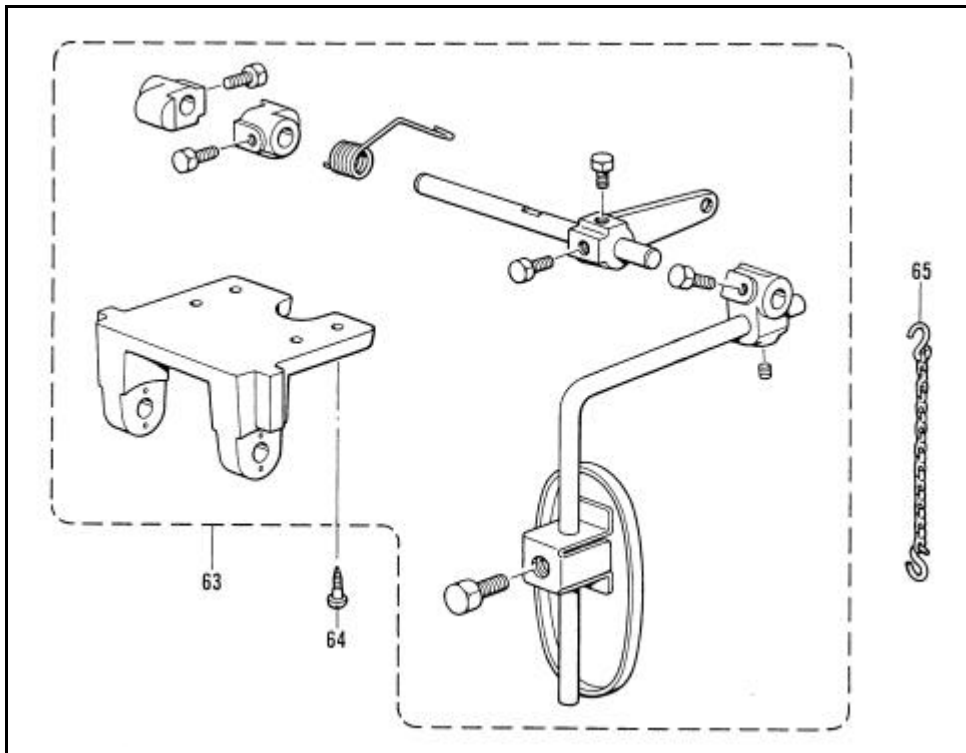
Air tube joint



Ref. No.	Part name	Part code	Q'ty
2-1	Elbow union	S04896-000	1
2-2	T – union	S28469-000	1
2-3	Triple joint (3)	S28470-000	1
2-4	Triple joint (4)	S28471-000	1
2-5	Triple joint (5)	S28472-000	1

* Use this when using more than one air-driven device together.

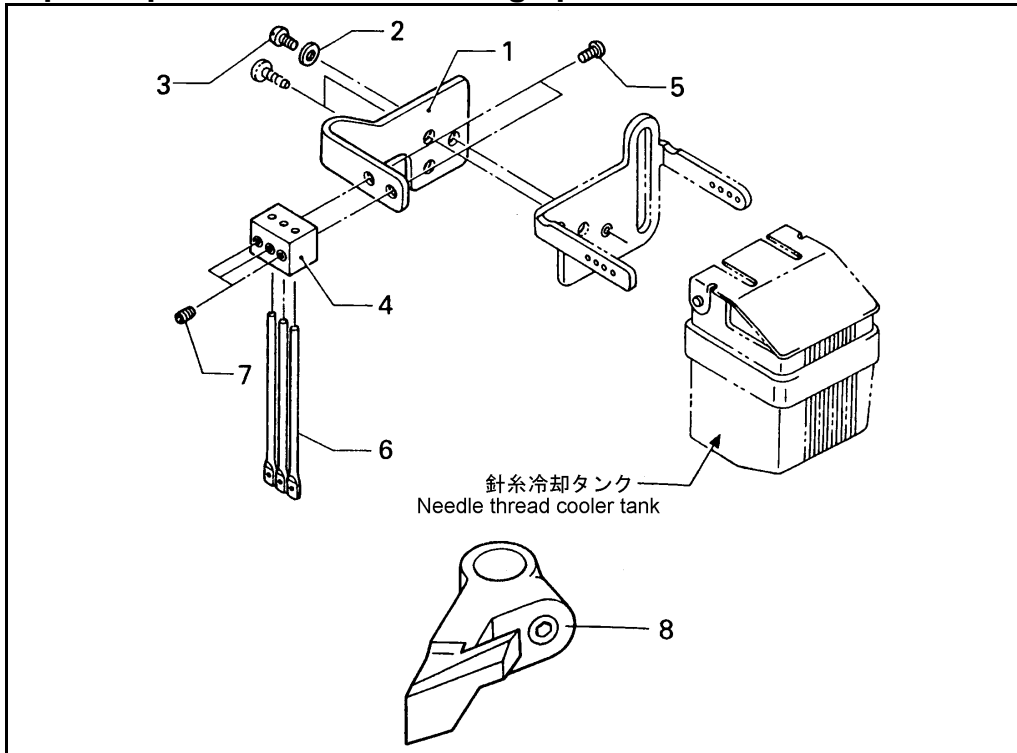
Knee lifter device



Ref. No.	Part name	Part code	Q'ty
63	Knee lifter device assy	155196-409	1
64	Screw 4.1 × 25	032422-505	4
65	Chain assy	S28357-001	1

* When used on the machine with the right knife specification (-071, -075), this enables you to stop and restart the operation of the cloth knife at any place during sewing.

Special parts to use when using spun thread or cotton thread



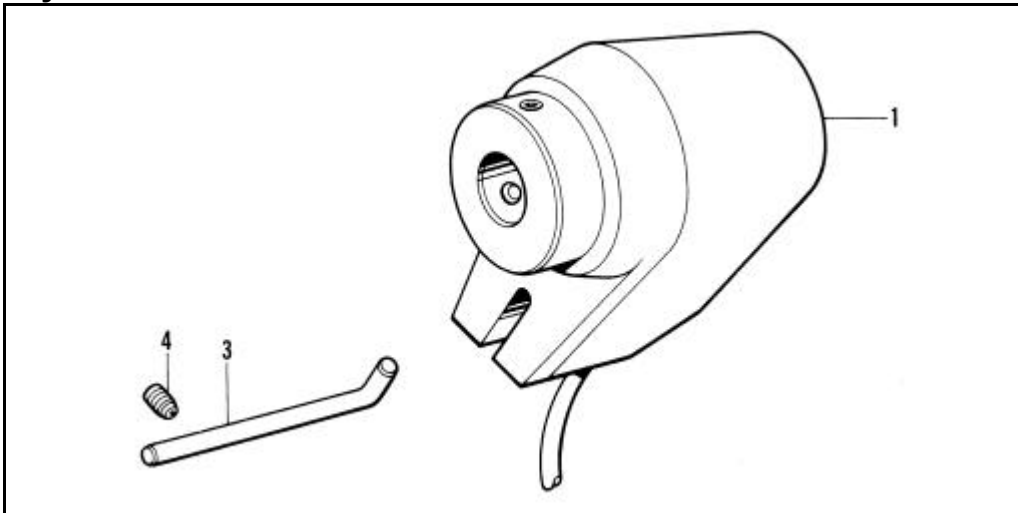
Ref. No.	Part name	Part code	Q'ty
1	Guide base	S28941-001	1
2	Washer	105161-004	1
3	Screw, pan SM3.57-40×6	062670-612	1
4	Thread guide (M) holder	S28942-001	1
5	Screw, pan SM3.18-40×5	062660-512	2
6	Thread guide (M)	S28943-001	3
7	Set screw, socket (CP) SM3.18	146427-001	3
8	Needle guard, BH	S28483-101	1
----	Instruction manual	S91251-262	1

* If there is a big difference among right, center, and left needle thread loop size, this thread guide (separate type) is effective in preventing stitch skipping.

* This needle guard, BH is effective in preventing stitch skipping caused by unwanted left needle backward movement.

* For attaching the parts listed above, refer to the instruction manual also listed above.

Synchronizer



Ref. No.	Part name	Part code	Q'ty
1	Synchronizer #17-2	J80347-001	1
3	Synchronizer guide	S28963-001	1
4	Set screw, socket (CP) SM4.37	014680-622	1

* When using the synchronizer, use the motor and V belt listed below.

Motor

Single-phase	MD-601R
3-phase	MD-611R

V-belt

Semi-submerged type table	M 36
Raised type table	M 40

Conversion parts for installing the table

* For table dimensions and installation, refer to the instruction manual supplied with the machine.

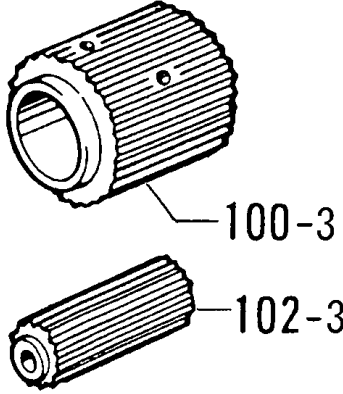
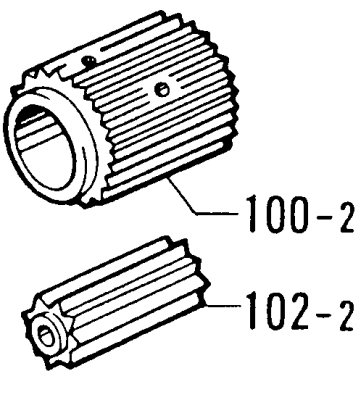
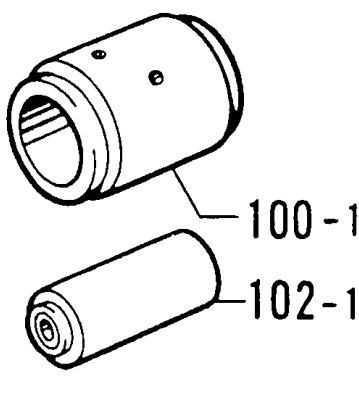
Raised type → Semi-submerged type

Ref. No.	Part name	Part code	Q'ty
27	Head plate assy	S28830-001	2
28	Bolt, M8×55	211964-001	4
29	Nut, 1 M8	021080-106	4
30	Washer, spring 2-8	028080-242	4
31	Washer, plain M8	025080-236	4

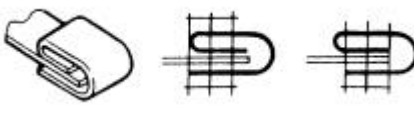


Semi-submerged type → Raised type

Ref. No.	Part name	Part code	Q'ty
37	Rubber cushion pin	S28441-001	4
38	Retaining ring, U5	S28442-001	4
39	Washer, plain M6	025060-236	4
40	Washer, spring 2-6	028060-242	4
41	Nut, 1M6	021060-106	4
53	Sub belt cover	S28444-001	1
54	Screw, oval M5.5×20	100666-002	3
55	Washer, plain S 5.56	025750-132	3




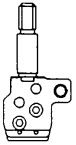

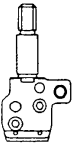

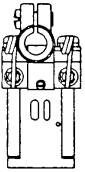
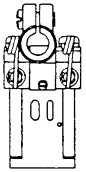
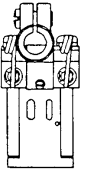
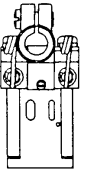
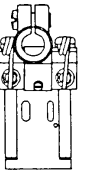
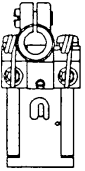
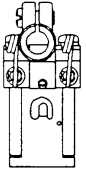
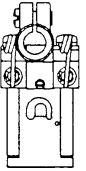
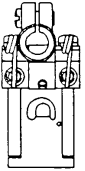
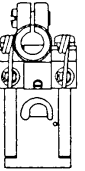
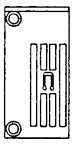
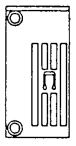
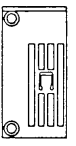
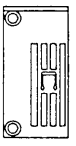
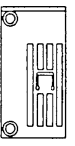
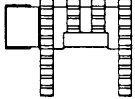
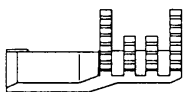
Puller

					
Ref. No.	Part name	Part code	Q'ty		
	<061> For elastic hemming				
100-3	Plastic gear (U30)	S28278-000	1		
102-3	Plastic gear (D15)	S28283-000	1		
	Option parts				
100-2	Plastic gear (U26)	S28277-000	1		
102-2	Plastic gear (D13)	S28282-000	1		
	Option parts				
100-1	Rubber roller (U)	S28276-000	1		
102-1	Rubber roller (D) assy	S28279-000	1		











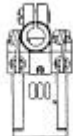


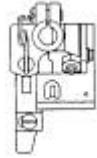

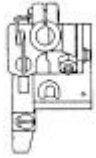
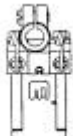
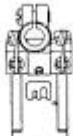
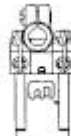



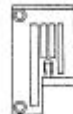
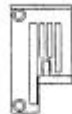
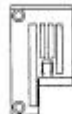
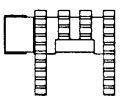
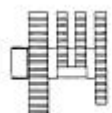
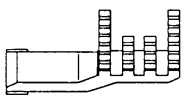
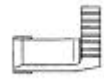
Optional binder

Binder for tape attachment in the bed side type <B251 · B252-021>	Single fold binding			Double fold binding		
						
	Finished size (mm)	Tape size (mm)	Parts No.	Finished size (mm)	Tape size (mm)	Parts No.
	6	18	S09503-001	6	24	S09515-001
	8	24	S09504-001	8	30	S09516-001
	10	28	S09505-001	10	36	S09517-001
	12	32	S09506-001	12	42	S09518-001
	13	34	S09507-001	13	44	S09519-001
	15	40	S09508-001	15	48	S09520-001
	16	42	S09509-001	16	50	S09521-001
	17	44	S09510-001	17	52	S09522-001
	18	46	S09511-001	18	54	S09523-001
	20	50	S09512-001	20	58	S09524-001
	23	56	S09513-001	23	64	S09525-001
	25	60	S09514-001	25	68	S09526-001
Binder for tape attachment in the bed on type <B251 · B252-011>	6	18	S09527-001	6	24	S09539-001
	8	24	S09528-001	8	30	S09540-001
	10	28	S09529-001	10	36	S09541-001
	12	32	S09530-001	12	42	S09542-001
	13	34	S09531-001	13	44	S09543-001
	15	40	S09532-001	15	48	S09544-001
	16	42	S09533-001	16	50	S09545-001
	17	44	S09534-001			
	18	46	S09535-001	18	54	S09547-001
	20	50	S09536-001	20	58	S09548-001
	23	56	S09537-001	23	64	S09549-001
	25	60	S09538-001	25	68	S09550-001



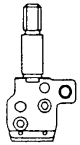
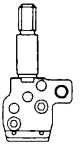
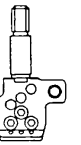

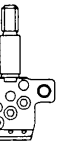
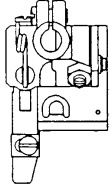
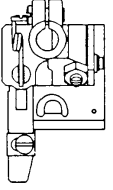
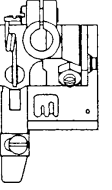
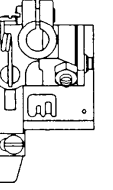
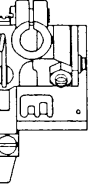
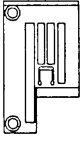
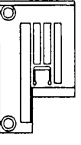
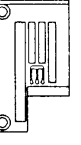
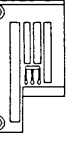
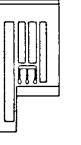
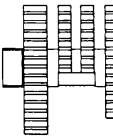
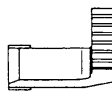
Gauge parts list

Model	B251 B252	B251 B252	B251 B252	B251 B252	B251 B252
Specifications	011-1	011-2	011-3	011-4	011-5
Label	S08678-001	S08678-002	S08678-003	S08678-004	S08678-005
Application	Plain stitching B251 		B252 		
No. of needles	2	2	2	2	2
Needle gauge (mm)	3.2	4.0	4.8	5.6	6.4
Needle clamp assy	S28770-001 	S28772-001 	S28774-001 	S28776-001 	S28778-001 
Presser foot assy	B251 S21832-001 	S21834-001 	S21836-001 	S21838-001 	S21840-001 
	B252 S08779-201 	S08786-201 	S08788-201 	S08790-201 	S08792-201 
Needle plate	S08717-001 	S08718-001 	S08719-001 	S08720-001 	S08721-001 
Main feed dog	S28237-001 				
Differential feed dog	S28242-001 				











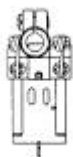
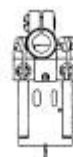

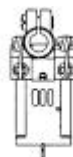
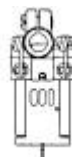
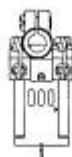
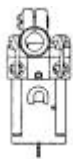
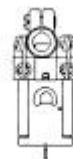


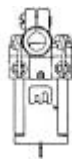




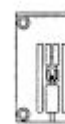




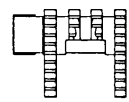
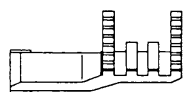
Gauge parts list

Model	B251 B252	B251 B252	B251 B252	B251 B252	B251 B252	B251 B252	
Specifications	011-6	011-7	011-8	021-1	021-2	021-3	
Label	S08678-006	S08678-007	S08678-008	S08678-009	S08678-010	S08678-011	
Application	Plain stitching	B251 	B252 	Tape stitching	B251 	B252 	
No. of needles	3	3	3	2	2	2	
Needle gauge (mm)	4.8	5.6	6.4	3.2	4.0	4.8	
Needle clamp assy	S28780-001 	S28782-001 	S28784-101 	S28770-001 	S28772-001 	S28774-001 	
Presser foot assy	B251	S21842-001 	S21844-001 	S21846-001 	S08800-201 	S08813-201 	S08815-201 
	B252	S08794-201 	S08796-201 	S08798-201 			
Needle plate	S08722-001 	S08723-001 	S08724-001 	S08725-101 	S08726-001 	S08727-001 	
Main feed dog	S28237-001 			S28238-001 			
Differential feed dog	S28242-001 			S28243-001 			

Gauge parts list




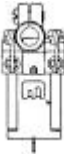



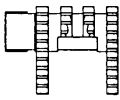
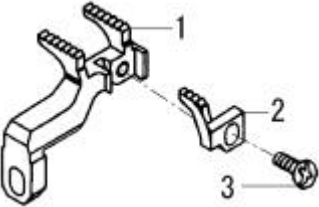
Model	B251 B252	B251 B252	B251 B252	B251 B252	B251 B252	
Specifications	021-4	021-5	021-6	021-7	021-8	
Label	S08678-012	S08678-013	S08678-014	S08678-015	S08678-016	
Application	Tape attaching		B251 	B252 		
No. of needles	2	2	3	3	3	
Needle gauge (mm)	5.6	6.4	4.8	5.6	6.4	
Needle clamp assy	S28776-001 	S28778-001 	S28780-001 	S28782-001 	S28784-001 	
Presser foot assy	B251	S08818-201 	S08820-201 	S08822-201 	S08824-201 	S08826-201 
	B252					
Needle plate	S08728-001 	S08729-001 	S08730-001 	S08731-001 	S08732-001 	
Main feed dog	S28238-001 					
Differential feed dog	S28243-001 					

Gauge parts list

Model	B251 B252	B251 B252	B251 B252	B251 B252	B251 B252	B251 B252
Specifications	033-3	033-4	033-5	033-6	033-7	033-8
Label	S08678-064	S08678-065	S08678-066	S08678-067	S08678-068	S08678-069
Application	Covering	B251 	B252 	B251 	B252 	
No. of needles	2	2	2	3	3	3
Needle gauge (mm)	4.8	5.6	6.4	4.8	5.6	6.4
Needle clamp assy	S28774-001 	S28776-001 	S28778-001 	S28780-001 	S28782-001 	S28784-101 
Presser foot assy	B251 S21848-001 	S21850-001 	S21852-001 	S21854-001 	S21856-001 	S21858-001 
	B252 S08828-201 	S08830-201 	S08832-201 	S08834-201 	S08836-201 	S08838-201 
Needle plate	S21823-001 	S21824-001 	S21825-001 	S21826-001 	S21827-001 	S21828-001 
					S28910-001 *1 	S28911-001 *1 
Main feed dog	S28239-001 					
Differential feed dog	S28244-001 					













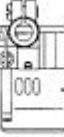
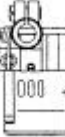

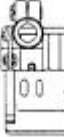












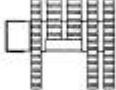
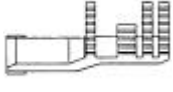
*1: This is the needle plate which has been increased in its strength by eliminating the groove in the center claw.

Gauge parts list


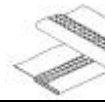

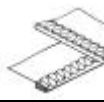



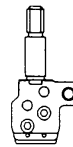
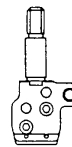
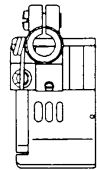
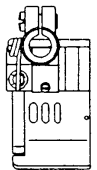
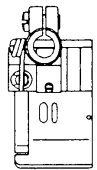
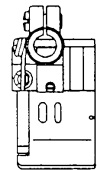
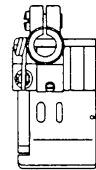
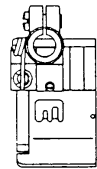
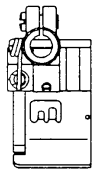
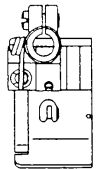
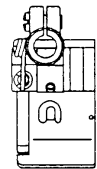
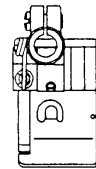
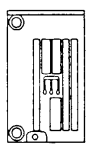
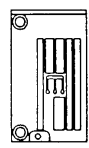

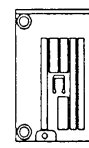
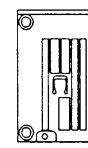
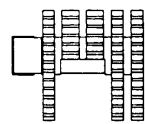

Model	B252	B252	
Specifications	035-7	035-8	
Label	S28933-001	S28933-002	
Application	B252 		
No. of needles	3	3	
Needle gauge (mm)	5.6	6.4	
Needle clamp assy	S28782-001 	S28784-101 	
Presser foot assy	S08836-201 	S08838-201 	
Needle plate	S28931-001 	S28932-001 	
Main feed dog	S28239-001 		
			
Ref. No.	Part name	Part code	Q'ty
1	Differential feed dog L	S28929-001	1
2	Differential feed dog S	S28930-001	1
3	Screw, pan SM3.18-40 × 6	062660-612	1

* When you change to -035 specification or if you are using the old needle guard (F) (S28091-001), replace with the new needle guard (F) (S28091-101) **(Changed in 1995)**.





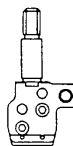
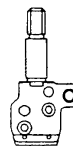

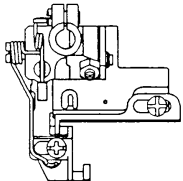
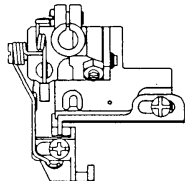
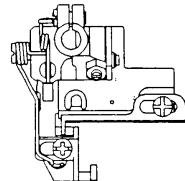
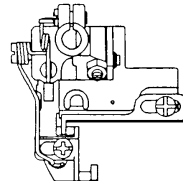
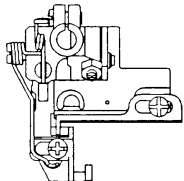
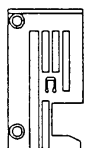
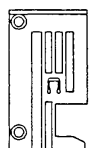

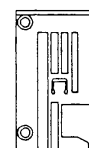
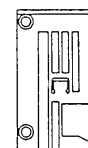
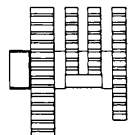
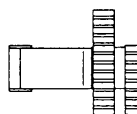
Gauge parts list

Model	B251 B252	B251 B252	B251 B252	B251 B252	B251 B252	B251 B252
Specifications	051-2	051-3	051-7	051-8	053-2	053-3
Label	S08678-057	S08678-058	S08678-062	S08678-063	S08678-090	S08678-091
Application	Hem stitching	B251 	B252 	B251 	B252 	
No. of needles	2	2	3	3	2	2
Needle gauge (mm)	4.0	4.8	5.6	6.4	4.0	4.8
Needle clamp assy	S28772-001 	S28774-001 	S28782-001 	S28784-101 	S28772-001 	S28774-001 
Presser foot assy	B251 S28140-101 	S28142-101 	S28144-101 	S28146-101 	S28140-101 	S28142-101 
	B252 S28121-101 	S28123-101 	S28125-101 	S28127-101 	S28121-101 	S28123-101 
Needle plate	S28079-001 	S28080-001 	S28081-001 	S28082-001 	S28079-001 	S28080-001 
Main feed dog	S28240-001 					
Differential feed dog	S28245-001 					







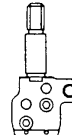
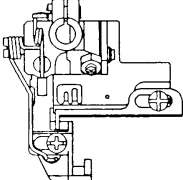
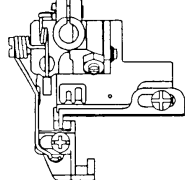
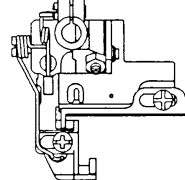
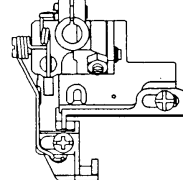
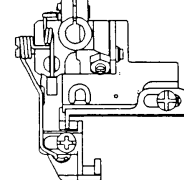
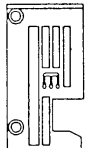
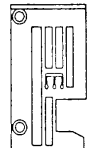
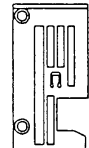
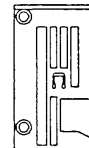
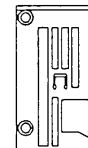
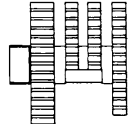
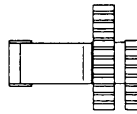
Gauge parts list

Model	B251 B252	B251 B252	B251 B252	B251 B252	B251 B252	
Specifications	053-7	053-8	061-1	061-2	061-3	
Label	S08678-095	S08678-096	S08678-074	S08678-075	S08678-076	
Application	Hem stitching B251  B252 		Elastic hemming (with puller) B251  B252 			
No. of needles	3	3	2	2	2	
Needle gauge (mm)	5.6	6.4	3.2	4.0	4.8	
Needle clamp assy	S28782-001 	S28784-101 	S28770-001 	S28772-001 	S28774-001 	
Presser foot assy	B251	S28144-101 	S28146-101 	S28138-101 	S28140-101 	S28142-101 
	B252	S28125-101 	S28127-101 	S28118-101 	S28121-101 	S28123-101 
Needle plate	S28081-001 	S28082-001 	S28078-001 	S28079-001 	S28080-001 	
Main feed dog	S28240-001 					
Differential feed dog	S28245-001 					







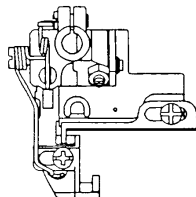
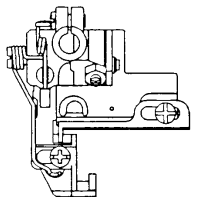
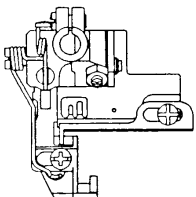
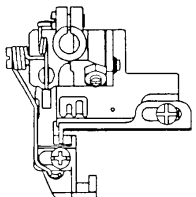
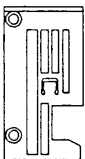
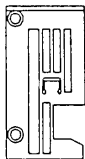
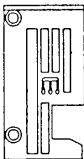
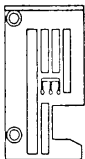
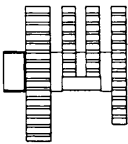
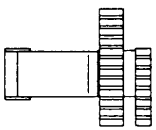
Gauge parts list

Model	B251 B252	B251 B252	B251 B252	B251 B252	B251 B252	
Specifications	071-1	071-2	071-3	071-4	071-5	
Label	S08678-023	S08678-024	S08678-025	S08678-026	S08678-027	
Application	Elastic lace attaching (With top metering and right knife)		B251 	B252 		
No. of needles	2	2	2	2	2	
Needle gauge (mm)	3.2	4.0	4.8	5.6	6.4	
Needle clamp assy	S28770-001 	S28772-001 	S28774-001 	S28776-001 	S28778-001 	
Presser foot assy	B251	S28109-001 	S28111-001 	S28112-001 	S28113-001 	S28114-001 
	B252					
Needle plate	S08739-001 	S08740-001 	S08741-001 	S08742-001 	S08743-001 	
Main feed dog	S28238-001 					
Differential feed dog	S28246-001 					





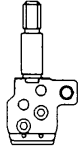
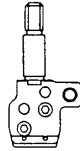
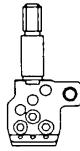
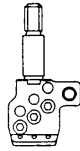
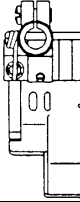
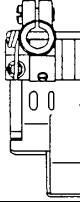
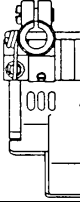
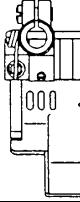
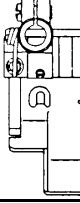
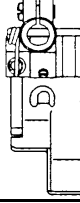
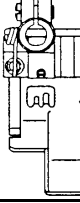
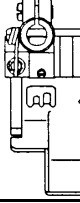
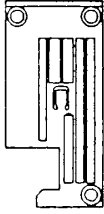
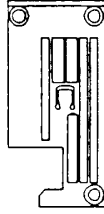
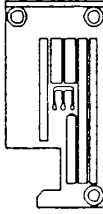
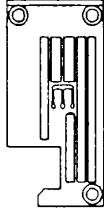
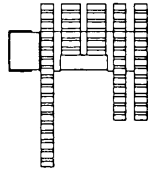
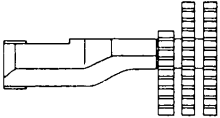
Gauge parts list

Model	B251 B252	B251 B252	B251 B252	B251 B252	B251 B252	
Specifications	071-7	071-8	075-1	075-2	075-3	
Label	S08678-029	S08678-030	S08678-048	S08678-049	S08678-050	
Application	Elastic lace attaching (With top metering and right knife) B251 		Elastic lace attaching (With pulse motor drive top metering and right knife) B251 			
No. of needles	3	3	2	2	2	
Needle gauge (mm)	5.6	6.4	3.2	4.0	4.8	
Needle clamp assy	S28782-001 	S28784-101 	S28770-001 	S28772-001 	S28774-001 	
Presser foot assy	B251	S28116-001 	S28117-001 	S28109-001 	S28111-001 	S28112-001 
	B252					
Needle plate	S08745-001 	S08746-001 	S08739-001 	S08740-001 	S08741-001 	
Main feed dog	S28238-001 					
Differential feed dog	S28246-001 					

Gauge parts list

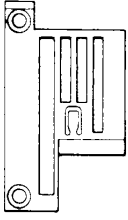
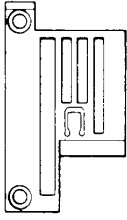
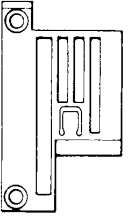
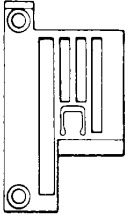
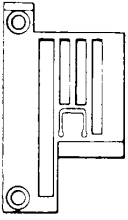
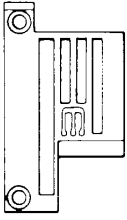
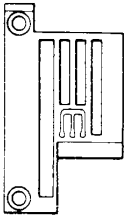
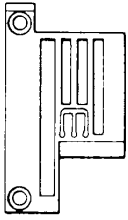
Model	B251 B252	B251 B252	B251 B252	B251 B252
Specifications	075-4	075-5	075-7	075-8
Label	S08678-051	S08678-052	S08678-054	S08678-055
Application	Elastic lace attaching (With pulse motor drive top metering and right knife)			
				
No. of needles	2	2	3	3
Needle gauge (mm)	5.6	6.4	5.6	6.4
Needle clamp assy	S28776-001 	S28778-001 	S28782-001 	S28784-101 
Presser foot assy	B251 S28113-001 	B252 S28114-001 	S28116-001 	S28117-001 
Needle plate	S08742-001 	S08743-001 	S08745-001 	S08746-001 
Main feed dog	S28238-001 			
Differential feed dog	S28246-001 			

Gauge parts list

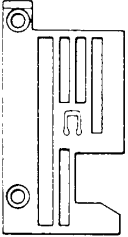
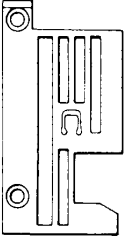
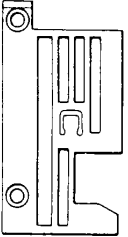
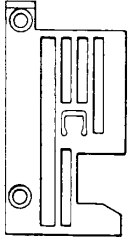
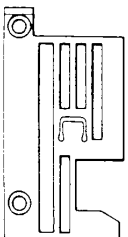
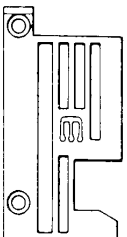
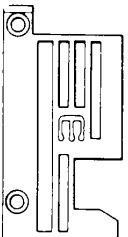
Model	B251 B252	B251 B252	B251 B252	B251 B252
Specifications	OX1-2	OX1-3	OX1-7	OX1-8
Label	S08678-081	S08678-082	S08678-083	S08678-084
Application	Hem stitching (With left knife)			
	B251 	B252 	B251 	B252 
No. of needles	2	2	3	3
Needle gauge (mm)	4.0	4.8	5.6	6.4
Needle clamp assy	S28772-001 	S28774-001 	S28782-001 	S28784-101 
Presser foot assy	B251 S28148-101 	S28150-101 	S28152-101 	S28154-101 
	B252 S28129-101 	S28132-101 	S28134-101 	S28136-101 
Needle plate	S28083-001 	S28084-001 	S28085-001 	S28086-001 
Main feed dog	S28241-001 			
Differential feed dog	S28247-001 			

Needle plates for ATC1, TC1, TC3

Tape attaching <021>

No. of needles	2	2	2	2
Needle gauge (mm)	3.2	4.0	4.8	5.6
Needle plate	S11570-101 	S11571-001 	S11572-001 	S11573-001 
	No. of needles	2	3	3
Needle gauge (mm)	6.4	4.8	5.6	6.4
Needle plate	S11574-001 	S11575-001 	S11576-001 	S11577-001 

Elastic lace attaching (w / top metering device and edge trimming device) <071, 075>

No. of needles	2	2	2	2
Needle gauge (mm)	3.2	4.0	4.8	5.6
Needle plate	S11578-001 	S11579-001 	S11580-001 	S11581-001 
	No. of needles	2	3	3
Needle gauge (mm)	6.4	4.8	5.6	6.4
Needle plate	S11582-001 	S11583-001 	S11584-001 	S11585-001 